
Design of Internet of things-based human-computer interface system

Keerthi Vuppula, Software Developer, Scrutiny software solutions, Hyderabad, India

Abstract

Visual memory and particularly eye tracking systems have been a significant subject of examination. Making a human point of view visual memory by eye tracking will assist with laying out a more normal and further developed human-computer interface (HCI). A minimized head-mounted gadget is made for a similar reason. Eye tracking system distinguishes student and produce center directions utilizing which human point of view vision is made. This counterfeit human viewpoint vision is recorded and store shaping a visual memory. This system is a continuous system. With its great speed, extraordinary exactness and reduced system it brings about an incredible generally item working on human and machine interface.

Keywords: human-computer interface (HCI),rasberry pi

I. Introduction

Interest for more sensible human-computer interface have been an extraordinary concentration from a few decades. Fast development in innovation make it more straightforward to make reduced, basic and non-meddlesome eye tracking systems. Eyes being most significant facial organ, the more we can make innovation utilizing it the better interface we will have among human and machine. Making a constant tracking system have been an extraordinary accomplishment in field of innovation [1]. The utilization of eye tracking have an incredible chance to work on the nature of regular human-computer interfaces. The model of one more postulation is partitioned into two sections — hardware and software execution. Eye-GUIDE centers on video-based look tracking, which comprise Hannah camera that records the eye of the client and a computer. The webcam can be utilized regardless of infrared (IR) enlightenment. For the software execution the defenders involved three distinct software's for eye gazing, eye clicking and informing system. Eye however being a little organ, can speak with cerebrum at a speed of 10 million bps which is comparable to Ethernet connection [2]. Many individuals comprehended the meaning of this organ and have known that making acounterfeit gadget that will work like human eye will get an extreme change how machine and computer interface. Making a system that besides the fact that track one's can's point-ofgaze Continuously however it likewise makes a human viewpoint vision and it is the primary target to make a virtual memory of gadget. Many investigations have been finished with respect to eye tracking strategies and gadgets and much exploration are still progressing to make as regular HCL.

II. Hardware Setup

Following quite a while of examination and tests following one's place of gaze was currently conceivable. With quick development in eye tracking strategies and gadgets, it became basic to make a straightforward, reduced, precise and nonintrusive gadget for eye tracking. A few explores where led to get a head-mounted eye tracking gadget so it can satisfy every one of the above measures and all the while it ensured that head development wouldn't influence the adjustment or directions of eye tracker[3]. With most recent advancement we have obtained a head mounted gadget which is more similar to a goggle with two cameras, one at the base corner of the glass(i.e. eyecam) and other at top focal point of the goggle(i.e. world cam), as displayed in Figure 1 The most amazing aspect of this gadget is that its

sans hand and egocentric (means cameras are placed at individual's viewpoint level so they have same vision region as individual's eyes have). Working of hardware is made sense of in following advances:

1. Eye-cam continually track student position to find one's place of-look progressively. When position of understudy is followed it is shipped off controller[4].
2. World-cam keep on recording encompassing in typical manner and send the recording to regulator where it gets put away [5].
3. Regulator takes organizes produce by eye-cam and apply it on the recording sent by world-cam to make counterfeit human-viewpoint. Strategy to make is made sense of in later part ().

Controller comprise of raspberry pi 3 and different parts for befitting associations and productive working. This regulator is where the method involved with controlling of film is done such that a typical 2D picture is by all accounts human point of view vision[4]. So we can say that Raspberry pi 3 in the regulator is mind of the item where every one of the codes and directions are put away, both eye-cam and world-cam are the inputs and the video at long last recorder with fake human viewpoint is the result.



Figure 1:Raspberry pi

III. Eye Tracking

Eye tracking is a course of tracking the development of the eye and figuring out where the client is looking. Essentially eye tracking find one's place of-look or measures eye movement comparative with development of head. There are two primary classes of eye tracking devices, one is remote eye tracking system (also called as work area or fixed eye tracking) where the eye tracking camera is fixed at an outer situation before the individual and other is head mounted device. Head-mounted is exceptionally well known among eye tracking device organizations like Tobii Glasses, SMI Glasses and some more. We are involving Excuse Calculation for eye tracking. Elite Bend Selector, for example Excuse gives power in images, high discovery rate and it is best for genuine eye-tracking applications[5]. There are two unmistakable imaging processes utilized in eye tracking, apparent and infrared range imaging. Excuse can be utilized in both imaging processes by applying a few given advances. Whether image is a hue or grayscale, same system is continued in both the cases In the initial step input image under goes normalization (normalization is a cycle that changes the scope of pixel force values) and

afterward histogram worth of image is calculated (An image histogram is a histogram that goes about as a graphical portrayal of the apparent dispersion in a computerized image).



Figure 2: Colored to grayscale image

Provided that a pinnacle is tracked down in splendid histogram then, at that point, by doing edge investigation student can be found. For edge examination, first info image is changed into grayscale image[6]. Variety image to grayscale image transformation model is displayed in Figure.2. This grayscale image goes through an interaction called discovery method. Edge discovery process is to find the locale where there is a sharp change in the force. The paired image is gone through edge discovery procedure in which provided that the edges of focused energy are found in the image Most utilized edge identification method is Vigilant edge discovery. In edge examination, initial a grayscale goes through smoothing where commotion is diminished[7]. There are various calculations to perform smoothing, for example, Added substance smoothing, Box Channel, Kernel smoothing, Gaussian channel. Thresholding is basic course of image segmentation. Thresholding assists with changing over grayscale image to paired image by supplanting pixels of power not exactly consistent T with dark pixel and pixels of force more prominent than steady T with white pixels. Result produced from Vigilant edge identification procedure will give under morphologic activity to eliminate slender and thick lines to refine the subsequent image[8]. Morphological administrator are utilized to perform mistake remedy assuming any made while following any above interaction. Fundamental morphological tasks are expansion and disintegration. After this mean position of all the associated line is ascertain and in light of that all straight line are disposed of and what is abandoned are bended lines.




Figure 3: is image of eye with noise and corneal reflection. And canny edge filter image

IV. Experimental Results

For classification we picked a straight support vector machine. All boundaries of the saccade, obsession, and flicker location calculations were fixed to values normal to all members. For assessment we followed a leave-one-individual out conspire: the datasets of everything except one member were consolidated and utilized for training (the "training set"); the dataset of the excess member was utilized for testing (the "test

set"). By and large, members from the validation study had the option to accurately distinguish pictures that had recently been displayed with a precision of 97.3% for abstract, 97.8% for scene, 96.4% for faces, and 97.3% for building pictures [9].

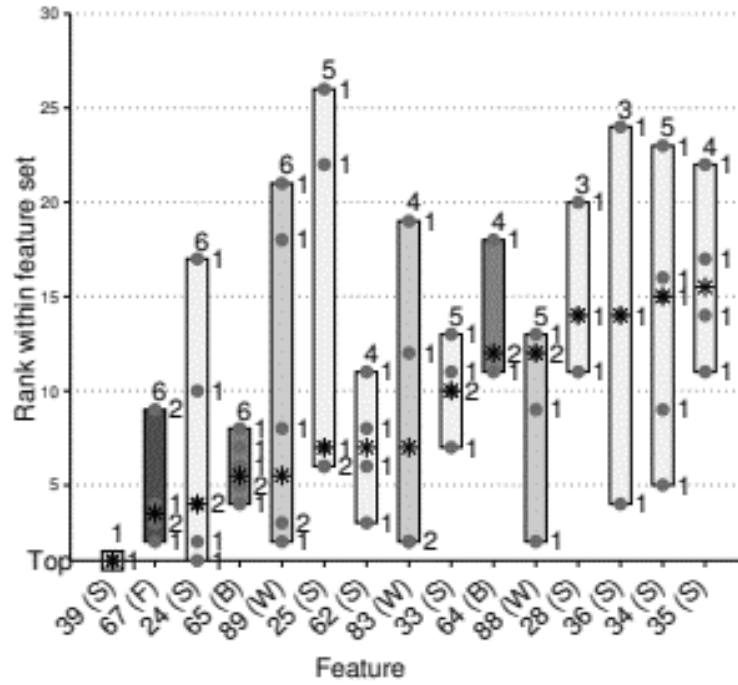


Figure 4: eye movement features selected by mRMR for all seven training sets for the faces picture category

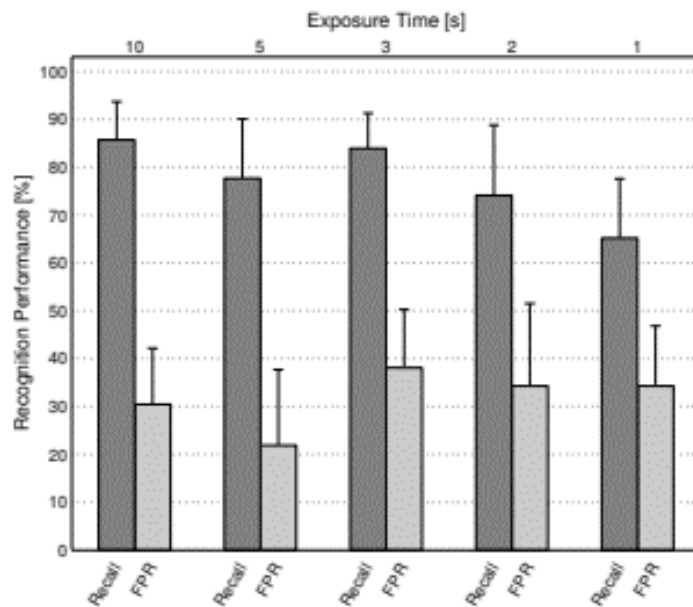


Figure 5: Mean recall and false positive rate (FPR) for different exposure times for the faces picture category

Blink highlights were less all around addressed in the highest levels. This is undoubtedly because of the short openness season of just 10 seconds for which members couldn't show a lot of blink rate varieties with respect to model while taking a gander at undesirable visual stimuli Blink highlights might be viewed as more discriminative for longer length exercises, for example, delayed visual inquiry. In mix effortlessly by which they were determined, we accept that blink highlights are as yet encouraging for future work on perception mindful frameworks [10].

V. CONCLUSION

Making an artificial human perspective is to make Human-computer interface so nature that when somebody view the recording it ought to feel as though they are re-experiencing those minutes making item more best. With additional innovative work we can interface this device to web very much like Tobii Eye glasses and SMI Glasses which will make this item not exclusively to follow understudy position or to record human perspective vision yet can likewise be utilized in face revamping, by adding receiver we can involve it for use call administrations and search data. Usable eye tracking interface could be executed which requires no unique hardware or arrangement costs and includes a basic software as well.

References

1. D. W. S. Alausa *et al.*, "Contactless Palmprint Recognition System: A Survey," in *IEEE Access*, vol. 10, pp.132483-132505, 2022
2. H. Shao and D. Zhong, "Towards Cross-Dataset Palmprint Recognition Via Joint Pixel and Feature Alignment," in *IEEE Transactions on Image Processing*, vol. 30, pp. 3764-3777, 2021.
3. L. Fei *et al.*, "Jointly Learning Multiple Curvature Descriptor for 3D Palmprint Recognition," *2020 25th International Conference on Pattern Recognition (ICPR)*, Milan, Italy, 2021, pp. 302-308.
4. Poornachander Vadicherla, Dhanalakshmi Vadlakonda,"Study on energy efficient routing protocols scheme in heterogeneous wireless sensor networks (network & mobility)",*Materials Today: Proceedings*,Volume 47, Part 15,2021,Pages 4955-4958,ISSN 2214-7853,<https://doi.org/10.1016/j.matpr.2021.04.173>.
5. V. Poornachander and V. Dhanalaxmi, "Scalable, Opportunistic, Energy Efficient Routing (SOEER) - A Novel Clustering Approach for Wireless Sensor Networks," *2022 International Conference on Applied Artificial Intelligence and Computing (ICAAIC)*, Salem, India, 2022, pp. 1256-1264, doi: 10.1109/ICAAIC53929.2022.9792656.
6. Y. Zheng, L. Fei, J. Wen, S. Teng, W. Zhang and I. Rida, "Joint Multiple-type Features Encoding for Palmprint Recognition," *2020 IEEE Symposium Series on Computational Intelligence (SSCI)*, Canberra, ACT, Australia, 2020, pp. 1710-1717.
7. K. H. M. Cheng and A. Kumar, "Distinctive Feature Representation for Contactless 3D Hand Biometrics using Surface Normal Directions," *2020 IEEE International Joint Conference on Biometrics (IJCB)*, Houston, TX, USA, 2020, pp. 1-9
8. A. -S. Ungureanu, S. Salahuddin and P. Corcoran, "Toward Unconstrained Palmprint Recognition on Consumer Devices: A Literature Review," in *IEEE Access*, vol. 8, pp. 86130-86148,2020.
9. Vijay Reddy Madireddy (2017), "Analysis on Threats and Security Issues in Cloud Computing",*2017 International Journal of Advanced Research in Electrical, Electronics, and Instrumentation Engineering* Feb-2017,pp 1040-1044 .
10. S.Ramana, M.Pavan Kumar, N.Bhaskar, S. China Ramu, & G.R. Ramadevi. (2018). Security tool for IOT and IMAGE compression techniques. *Online International Interdisciplinary Research Journal*, {Bi-Monthly}, 08(02), 214–223. ISSN Number: 2249- 9598.

11. S. Zhao and B. Zhang, "Learning Salient and Discriminative Descriptor for Palmprint Feature Extraction and Identification," in *IEEE Transactions on Neural Networks and Learning Systems*, vol. 31, no. 12, pp. 5219-5230, Dec. 2020.
12. D. Zhong and J. Zhu, "Centralized Large Margin Cosine Loss for Open-Set Deep Palmprint Recognition," in *IEEE Transactions on Circuits and Systems for Video Technology*, vol. 30, no. 6, pp. 1559-1568, June 2020.
13. L. Fei, B. Zhang, Y. Xu, D. Huang, W. Jia and J. Wen, "Local Discriminant Direction Binary Pattern for Palmprint Representation and Recognition," in *IEEE Transactions on Circuits and Systems for Video Technology*, vol. 30, no. 2, pp. 468-481, Feb. 2020.
14. H. Shao, D. Zhong and Y. Li, "PalmGAN for Cross-Domain Palmprint Recognition," *2019 IEEE International Conference on Multimedia and Expo (ICME)*, Shanghai, China, 2019, pp. 1390-1395.
15. D. Zhong, H. Shao and X. Du, "A Hand-Based Multi-Biometrics via Deep Hashing Network and Biometric Graph Matching," in *IEEE Transactions on Information Forensics and Security*, vol. 14, no. 12, pp. 3140-3150, Dec. 2019.
16. A. Genovese, V. Piuri, K. N. Plataniotis and F. Scotti, "PalmNet: Gabor-PCA Convolutional Networks for Touchless Palmprint Recognition," in *IEEE Transactions on Information Forensics and Security*, vol. 14, no. 12, pp. 3160-3174, Dec. 2019.
17. L. Yang, G. Yang, K. Wang, H. Liu, X. Xi and Y. Yin, "Point Grouping Method for FingerVein Recognition," in *IEEE Access*, vol. 7, pp. 28185-28195, 2019.
18. Vijay Reddy, Madireddy (2020), "A Review on architecture and security issues Cloud Computing Services", *Journal For Innovative Development in Pharmaceutical and Technical Science (JIDPTS)* Oct-2020, pp 1-4
19. S. Ramana, S. C. Ramu, N. Bhaskar, M. V. R. Murthy and C. R. K. Reddy, "A Three-Level Gateway protocol for secure M-Commerce Transactions using Encrypted OTP," *2022 International Conference on Applied Artificial Intelligence and Computing (ICAAIC)*, 2022, pp. 1408-1416, doi: 10.1109/ICAAIC53929.2022.9792908.
20. N. Bhaskar, S. Ramana, & M. V. Ramana Murthy. (2017). Security Tool for Mining Sensor Networks. *International Journal of Advanced Research in Science and Engineering*, BVC NS CS 2017, 06(01), 16–19. ISSN Number: 2319- 8346
21. Karunakar Pothuganti, (2018) 'A comparative study on position based routing over topology based routing concerning the position of vehicles in VANET', *AIRO International Research Journal* Volume XV, ISSN: 2320-3714 April, 2018 UGC Approval Number 63012.
22. K. Pothuganti, B. Sridevi and P. Seshabattar, "IoT and Deep Learning based Smart Greenhouse Disease Prediction," *2021 International Conference on Recent Trends on Electronics, Information, Communication & Technology (RTEICT)*, 2021, pp. 793-799, doi: 10.1109/RTEICT52294.2021.9573794.
23. I. Ahmad and K. Pothuganti, "Smart Field Monitoring using ToxTrac: A Cyber-Physical System Approach in Agriculture," *2020 International Conference on Smart Electronics and Communication (ICOSEC)*, 2020, pp. 723-727, doi: 10.1109/ICOSEC49089.2020.9215282.